






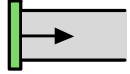
CIAO BIMBI, OGGI SPAGHETTI PER TUTTI, MA NON DOBBIAMO



MANGIARLI!!!!



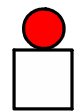

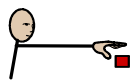
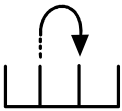
PER COMINCIARE CI SERVONO DEGLI SPAGHETTI GIÀ ROTTI




O DA ROMPERE.



POI PRENDIAMO UN CARTONCINO O UN FOGLIO SUL



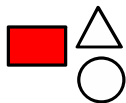

QUALE UN ADULTO VI PUÒ DISEGNARE DEI TRIANGOLI, DEI



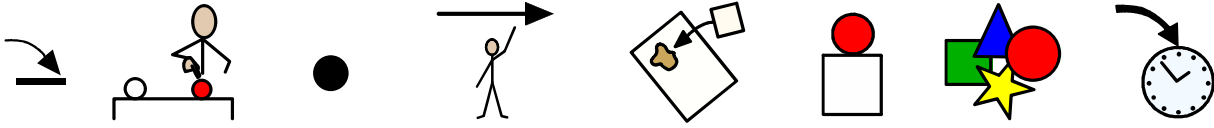
TRIANGOLI, DEI



QUADRATI E DEI RETTANGOLI.



A QUESTO PUNTO POTREMO APPLICARE SULLE FORME GIÀ



DISEGNATE I PEZZI DI SPAGHETTI ROTTI CON DELLA COLLA



VINILICA E I NOSTRI DISEGNI DIVENTERANNO IN RILIEVO.

