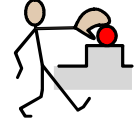





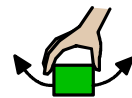
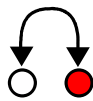
QUADRI CON FRUTTA E VERDURA




CHIEDI ALLA MAMMA O AL PAPÀ SE PUOI PRENDERE



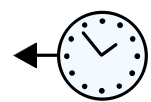
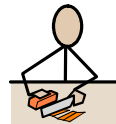
DELLA FRUTTA O VERDURA PER DISEGNARE: PUOI USARE LIMONI,




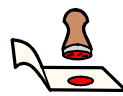
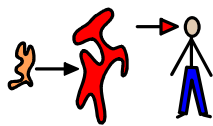
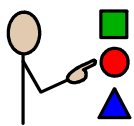
ARANCE, MELE, INSALATA, SEDANO, ZUCCHINE, CAROTE, PATATE, ...




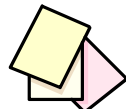
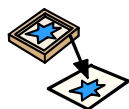
FACENDOTI AIUTARE DA UN ADULTO, TAGLIA QUELLO CHE HAI



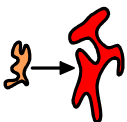
SCELTO PER TRASFORMARLO IN UN TIMBRO E INTINGILO



NELLA TEMPERA. STAMPA SU UN FOGLIO E CON LA TUA

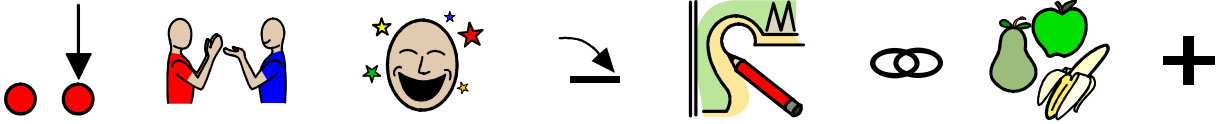


FANTASIA TRASFORMA L'IMPRONTA LASCIATA.

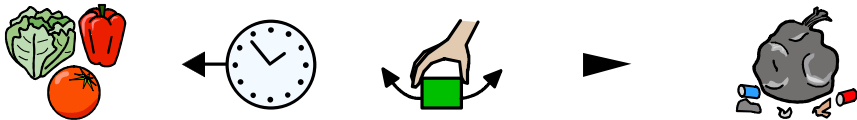





UN ALTRO MODO DIVERTENTE PER DISEGNARE CON FRUTTA E



VERDURA È UTILIZZARE LA SPAZZATURA!!!!



CHIEDI ALLA MAMMA LE BUCCE DI FRUTTA E VERDURA E



CON QUELLE CREA IL TUO QUADRO: BUON DIVERTIMENTO!!!!

