
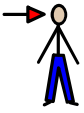


GIOCHI DEL LUNAPARK 2



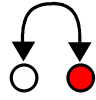
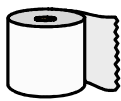


2

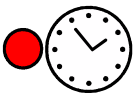
LO SAI CHE CON DEI SEMPLICI PIATTI DI CARTA E




DEI ROTOLI DELLA CARTA IGIENICA O DEGLI SCOTTEX PUOI GIOCARE?




PRIMA DI TUTTO CHIEDI AD UN ADULTO DI TAGLIARE I



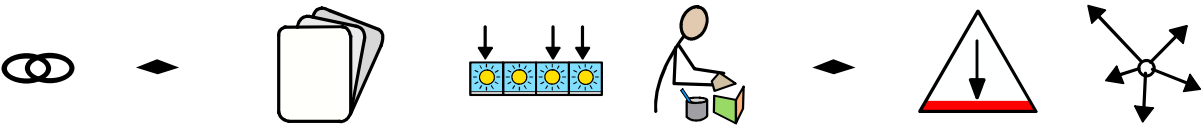
PIATTI PER CREARE DEGLI ANELLI E DIVERTITI A COLORARLI



COME PIÙ TI PIACE.




CON UN CARTONCINO SPESSO CREA UNA BASE DOVE



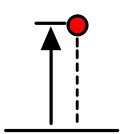
INCOLLARE IL ROTOLO PER REALIZZARE IL BERSAGLIO DA CENTRARE



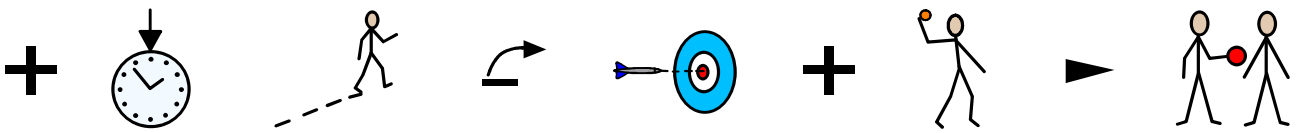
CON GLI ANELLI. SE VUOI PUOI CREARE BERSAGLI DI DIVERSE




ALTEZZE.



ED ORA ALLONTANATI DAL BERSAGLIO E LANCIA I TUOI



ANELLI COLORATI: RIESCI A CENTRARE IL PALETTO?



PS: SE NON HAI I PIATTI, PUOI RITAGLIARE DEL CARTONCINO...



